



www.baum.co.in



ISO 9002 CERTIFIED

Hand Tools

SHIV FORGINGS

2007-2008

Art - 10 Double Open End Spanners

Cold Stamped As Per Din - 3110


SATIN FINISH / MATT CHROME PLATED



SIZES		LENGTH	WEIGHT
mm	SAE	mm	gms
6 x 7		122	25
	1/4 x 5/16	122	25
8 x 9	5/16 x 3/8	140	35
8 x 10	5/16 x 13/32	140	35
10 x 11	3/8 x 7/16	157	50
12 x 13	7/16 x 1/2	172	70
14 x 15	1/2 x 9/16	190	95
	9/16 x 5/8	190	95
16 x 17	19/32 x 11/16	205	115
17 x 19	5/8 x 3/4	222	180
18 x 19		222	180
19 x 22	3/4 x 7/8	236	210
20 x 22	25/32 x 7/8	236	210
	13/16 x 7/8	236	230
21 x 23	15/16 x 1	250	230
24 x 26		266	300
24 x 27		266	300
25 x 28	1 x 1.1/8	280	370
27 x 32	1.1/16 x 1.1/4	302	450
30 x 32		302	450
32 x 36		325	575
36 x 41		360	720
41 x 46		400	1275
46 x 50		450	1660

SETS Set No.	METRIC SIZES	WEIGHT gms
10/6M	6x7, 8x9, 10x11, 14x15, 16x17, 18x19	500
10/60M	6x7, 8x9, 10x11, 12x13, 14x15, 16x17	390
10/66M	8x9, 10x11, 12x13, 14x15, 16x17, 18x19	545
10/8M	6x7, 8x9, 10x11, 12x13, 14x15, 16x17, 18x19, 20x22	780
10/10M	6x7, 8x9, 10x11, 12x13, 14x15, 16x17, 18x19, 20x22, 21x23, 24x27	1310
10/100M	6x7, 8x9, 10x11, 12x13, 14x15, 16x17, 18x19, 20x22, 24x27, 30x32	1530
10/12M	6x7, 8x9, 10x11, 12x13, 14x15, 16x17, 18x19, 20x22, 21x23, 24x26, 25x28, 27x32	2130
10/120M	6x7, 8x9, 10x11, 12x13, 14x15, 16x17, 18x19, 20x22, 21x23, 24x27, 25x28, 30x32	2130
AMERICAN SIZES		
10/5A	1/4x5/16, 3/8x7/16, 1/2x9/16, 19/32x11/16, 5/8x3/4	465
10/55A	5/16x3/8, 3/8x7/16, 1/2x9/16, 19/32x11/16, 5/8x3/4	475
10/6A	1/4x5/16, 3/8x7/16, 1/2x9/16, 19/32x11/16, 5/8x3/4, 25/32x7/8	675
10/66A	5/16x3/8, 3/8x7/16, 1/2x9/16, 19/32x11/16, 5/8x3/4, 13/16x7/8	685



**Art - 20
Ring Spanners**
Cold Stamped As Per Din - 838
SATIN FINISH / MATT CHROME PLATED


mm	SIZES	LENGTH mm	WEIGHT gms
	SAE		
6 x 7	1/4 x 5/16	166	55
8 x 9	5/16 x 3/8	182	60
10 x 11	3/8 x 7/16	192	80
12 x 13		212	110
	1/2 x 9/16	222	145
	9/16 x 5/8	222	145
16 x 17	5/8 x 11/16	242	190
18 x 19	3/4 x 25/32	262	235
20 x 22		288	285
	3/4 x 7/8	288	285
	13/16 x 7/8	288	285
21 x 23		302	350
24 x 26	15/16 x 1	322	400
24 x 27		322	400
25 x 28	1 x 1.1/8	342	455
27 x 32	1.1/16 x 1.1/4	362	630
30 x 32		362	630


SETS Set No.	METRIC SIZES	WEIGHT gms
20/60M	6x7, 8x9, 10x11, 12x13, 14x15, 16x17	640
20/66M	8x9, 10x11, 12x13, 14x15, 16x17, 18x19	820
20/8M	6x7, 8x9, 10x11, 12x13, 14x15, 16x17, 18x19, 20x22	1160
20/10M	6x7, 8x9, 10x11, 12x13, 14x15, 16x17, 18x19, 20x22, 21x23, 24x27	1910
20/120M	6x7, 8x9, 10x11, 12x13, 14x15, 16x17, 18x19, 20x22, 21x23, 24x27, 25x28, 30x32	2995
AMERICAN SIZES		
20/600A	3/8x7/16, 1/2x9/16, 5/8x11/16, 3/4x25/32, 13/16x7/8, 15/16x1	1335



Art - 30 Combination Spanners

Cold Stamped As Per Din - 3113

SATIN FINISH / MATT CHROME PLATED



mm	SIZES		LENGTH mm	WEIGHT gms
	SAE			
6	1/4		100	20
7			110	22
8	5/16		115	25
9			125	30
10	3/8		135	40
11	7/16		145	45
12			155	50
13	1/2		165	60
14	9/16		175	75
15			185	90
16	5/8		195	100
17	11/16		210	120
18			220	120
19	3/4		230	160
20			240	170
21	13/16		245	185
22	7/8		250	215
23			260	255
24	15/16		270	285
25	1		280	345
26			290	345
27	1.1/16		300	425
28	1.1/8		310	460
29			310	460
30			330	540
32	1.1/4		350	560
33			378	780
34			378	780
35			378	780
36			400	1000
38			400	1000
41			450	1400
46			520	1800
50			540	2250

SETS Set No.	METRIC SIZES	WEIGHT gms
30/6M	10, 11, 12, 13, 14, 17	390
30/8M	8, 9, 10, 11, 12, 14, 17, 19	545
30/11M	6, 7, 8, 9, 10, 11, 12, 13, 14, 17, 19	647
30/12M	6, 7, 8, 9, 10, 11, 12, 13, 14, 17, 19, 22	900
30/122M	8, 9, 10, 11, 12, 13, 14, 15, 16, 17, 18, 19	925
30/25M	6, 7, 8, 9, 10, 11, 12, 13, 14, 15, 16, 17, 18, 19, 20, 21, 22, 23, 24, 25, 26, 27, 28, 30, 32	4762
	AMERICAN (INCHES) SAE SIZES	
30/5A	3/8, 7/16, 1/2, 9/16, 5/8	320
30/8A	5/16, 3/8, 7/16, 1/2, 9/16, 5/8, 11/16, 3/4	625
30/11A	1/4, 5/16, 3/8, 7/16, 1/2, 9/16, 5/8, 11/16, 3/4, 13/16, 7/8	1045
30/12A	1/4, 5/16, 3/8, 7/16, 1/2, 9/16, 5/8, 11/16, 3/4, 13/16, 7/8, 1"	1390
30/14A	3/8, 7/16, 1/2, 9/16, 5/8, 11/16, 3/4, 13/16, 7/8, 15/16, 1", 1.1/16, 1.1/8, 1.1/4	3075
30/22B	30/11M + 30/11A	1692
30/24B	30/12M + 30/12A	2252



Art - 40 Offset Combination Spanners

SATIN FINISH / MATT CHROME PLATED

Cold Stamped



SIZE AVAILABLE 6 to 32mm
American (SAE) 1/4" to 1.1/4"

mm	SIZES		LENGTH mm	WEIGHT gms
	mm	SAE		
6		1/4	101	17
7			111	19
8		5/16	120	26
9			135	33
10		3/8	150	45
11		7/16	161	52
12			164	63
13		1/2	172	79
14		9/16	184	92
15			202	108
16		5/8	220	125
17		11/16	221	146
18			231	165
19		3/4	236	194
20			253	245
21		13/16	262	270
22		7/8	268	278
23			290	334
24		15/16	310	338
25		1	320	418
26			335	420
27		1.1/16	365	494
28		1.1/8	365	504
29			380	670
30			384	670
32		1.1/4	412	775



SETS Set No.	METRIC SIZES	WEIGHT gms
40/6M	10, 11, 12, 13, 14, 17	460
40/8M	8, 9, 10, 11, 12, 14, 17, 19	600
40/12M	6, 7, 8, 9, 10, 11, 12, 13, 14, 17, 19, 22	970

Art - 15
Double Ended Open Jaw Spanners
Fully Polished

SATIN FINISH / BRIGHT CHROME PLATED


SIZES		LENGTH	WEIGHT
mm	SAE	mm	gms
6 x 7		122	25
	1/4 x 5/16	122	25
8 x 9	5/16 x 3/8	140	35
8 x 10	5/16 x 13/32	140	35
10 x 11	3/8 x 7/16	157	50
12 x 13	7/16 x 1/2	172	70
14 x 15	1/2 x 9/16	190	95
	9/16 x 5/8	190	95
16 x 17	19/32 x 11/16	205	115
17 x 19	5/8 x 3/4	222	180
18 x 19		222	180
19 x 22	3/4 x 7/8	236	210
20 x 22	25/32 x 7/8	236	210
	13/16 x 7/8	236	230
21 x 23		250	230
24 x 26	15/16 x 1	266	300
24 x 27		266	300
25 x 28	1 x 1.1/8	280	370
27 x 32	1.1/16 x 1.1/4	302	450
30 x 32		302	450
32 x 36		325	575
36 x 41		360	720
41 x 46		400	1275
46 x 50		450	1660

SETS Set No.	METRIC SIZES	WEIGHT gms
15/6M	6x7, 8x9, 10x11, 14x15, 16x17, 18x19	500
15/60M	6x7, 8x9, 10x11, 12x13, 14x15, 16x17	390
15/66M	8x9, 10x11, 12x13, 14x15, 16x17, 18x19	545
15/8M	6x7, 8x9, 10x11, 12x13, 14x15, 16x17, 18x19, 20x22	780
15/10M	6x7, 8x9, 10x11, 12x13, 14x15, 16x17, 18x19, 20x22, 21x23, 24x27	1310
15/100M	6x7, 8x9, 10x11, 12x13, 14x15, 16x17, 18x19, 20x22, 24x27, 30x32	1530
15/12M	6x7, 8x9, 10x11, 12x13, 14x15, 16x17, 18x19, 20x22, 21x23, 24x26, 25x28, 27x32	2130
15/120M	6x7, 8x9, 10x11, 12x13, 14x15, 16x17, 18x19, 20x22, 21x23, 24x27, 25x28, 30x32	2130
AMERICAN SIZES		
15/5A	1/4x5/16, 3/8x7/16, 1/2x9/16, 19/32x11/16, 5/8x3/4	465
15/55A	5/16x3/8, 3/8x7/16, 1/2x9/16, 19/32x11/16, 5/8x3/4	475
15/6A	1/4x5/16, 3/8x7/16, 1/2x9/16, 19/32x11/16, 5/8x3/4, 25/32x7/8	675
15/66A	5/16x3/8, 3/8x7/16, 1/2x9/16, 19/32x11/16, 5/8x3/4, 13/16x7/8	685



Art - 25 Ring Spanners

Fully Polished



SATIN FINISH / BRIGHT CHROME PLATED



mm	SIZES	LENGTH mm	WEIGHT gms
	SAE		
6 x 7	1/4 x 5/16	166	55
8 x 9	5/16 x 3/8	182	60
10 x 11	3/8 x 7/16	192	80
12 x 13	1/2 x 9/16	212	110
14 x 15		222	145
	9/16 x 5/8	222	145
16 x 17	5/8 x 11/16	242	190
18 x 19	3/4 x 25/32	262	235
20 x 22	3/4 x 7/8	288	285
	13/16 x 7/8	288	285
21 x 23		302	350
24 x 26	15/16 x 1	322	400
24 x 27		322	400
25 x 28	1 x 1.1/8	342	455
27 x 32	1.1/16 x 1.1/4	362	630
30 x 32		362	630



SETS Set No.	METRIC SIZES	WEIGHT gms
25/60M	6x7, 8x9, 10x11, 12x13, 14x15, 16x17	640
25/66M	8x9, 10x11, 12x13, 14x15, 16x17, 18x19	820
25/8M	6x7, 8x9, 10x11, 12x13, 14x15, 16x17, 18x19, 20x22	1160
25/10M	6x7, 8x9, 10x11, 12x13, 14x15, 16x17, 18x19, 20x22, 21x23, 24x27	1910
25/120M	6x7, 8x9, 10x11, 12x13, 14x15, 16x17, 18x19, 20x22, 21x23, 24x27, 25x28, 30x32	2995
AMERICAN SIZES		
25/600A	3/8x7/16, 1/2x9/16, 5/8x11/16, 3/4x25/32, 13/16x7/8, 15/16x1	1335

Art - 35 Combination Spanners

SATIN FINISH / BRIGHT CHROME PLATED

Fully Polished



SIZES		LENGTH	WEIGHT
mm	SAE	mm	gms
6	1/4	100	20
7		110	22
8	5/16	115	25
9		125	30
10	3/8	135	40
11	7/16	145	45
12		155	50
13	1/2	165	60
14	9/16	175	75
15		185	90
16	5/8	195	100
17	11/16	210	120
18		220	120
19	3/4	230	160
20		240	170
21	13/16	245	185
22	7/8	250	215
23		260	255
24	15/16	270	285
25	1	280	345
26		290	345
27	1.1/16	300	425
28	1.1/8	310	460
29		310	460
30		330	540
32	1.1/4	350	560
33		378	780
34		378	780
35		378	780
36		400	1000
38		400	1000
41		450	1400
46		520	1800
50		540	2250

SETS Set No.	METRIC SIZES	WEIGHT gms
35/6M	10, 11, 12, 13, 14, 17	390
35/8M	8, 9, 10, 11, 12, 14, 17, 19	545
35/11M	6, 7, 8, 9, 10, 11, 12, 13, 14, 17, 19	647
35/12M	6, 7, 8, 9, 10, 11, 12, 13, 14, 17, 19, 22	862
35/122M	8, 9, 10, 11, 12, 13, 14, 15, 16, 17, 18, 19	925
35/25M	6, 7, 8, 9, 10, 11, 12, 13, 14, 15, 16, 17, 18, 19, 20, 21, 22, 23, 24, 25, 26, 27, 28, 30, 32	4762
AMERICAN (INCHES) SAE SIZES		
35/5A	3/8, 7/16, 1/2, 9/16, 5/8	320
35/8A	5/16, 3/8, 7/16, 1/2, 9/16, 5/8, 11/16, 3/4	625
35/11A	1/4, 5/16, 3/8, 7/16, 1/2, 9/16, 5/8, 11/16, 3/4, 13/16, 7/8	1045
35/12A	1/4, 5/16, 3/8, 7/16, 1/2, 9/16, 5/8, 11/16, 3/4, 13/16, 7/8, 1"	1390
35/14A	3/8, 7/16, 1/2, 9/16, 5/8, 11/16, 3/4, 13/16, 7/8, 15/16, 1", 1.1/16, 1.1/8, 1.1/4	3075
35/22B	35/11M + 35/11A	1692
35/24B	35/12M + 35/12A	2252



**Art - 45
Offset Combination Spanners**

SATIN FINISH / BRIGHT CHROME PLATED

Fully Polished


SIZE AVAILABLE
 6 to 32mm
 American (SAE)
 1/4" to 1.1/4"

mm	SIZES		LENGTH mm	WEIGHT gms
		SAE		
6	1/4		101	17
7			111	19
8	5/16		120	26
9			135	33
10	3/8		150	45
11	7/16		161	52
12			164	63
13	1/2		172	79
14	9/16		184	92
15			202	108
16	5/8		220	125
17	11/16		221	146
18			231	165
19	3/4		236	194
20			253	245
21	13/16		262	270
22	7/8		268	278
23			290	334
24	15/16		310	338
25	1		320	418
26			335	420
27	1.1/16		365	494
28	1.1/8		365	504
29			380	670
30			384	670
32	1.1/4		412	775



SETS Set No.	METRIC SIZES	WEIGHT gms
45/6M	10, 11, 12, 13, 14, 17	460
45/8M	8, 9, 10, 11, 12, 14, 17, 19	600
45/12M	6, 7, 8, 9, 10, 11, 12, 13, 14, 17, 19, 22	970

Art - 11 Double Open End Spanners

Long Pattern

CHROME VANADIUM STEEL



SIZES		LENGTH	WEIGHT
mm	SAE	mm	gms
6 x 7		122	25
	1/4 x 5/16	122	25
8 x 9	5/16 x 3/8	140	35
8 x 10	5/16 x 13/32	140	35
10 x 11	3/8 x 7/16	157	50
12 x 13	7/16 x 1/2	172	70
14 x 15	1/2 x 9/16	190	95
16 x 17	9/16 x 5/8	190	95
17 x 19	19/32 x 11/16	205	115
	5/8 x 3/4	222	180
18 x 19		222	180
19 x 22	3/4 x 7/8	236	210
20 x 22	25/32 x 7/8	236	210
	13/16 x 7/8	236	210
21 x 23	15/16 x 1	250	230
24 x 26		266	300
24 x 27		266	300
25 x 28	1 x 1.1/8	280	370
27 x 32	1.1/16 x 1.1/4	302	450
30 x 32		302	450
32 x 36		325	575
36 x 41		360	720
41 x 46		400	1275
46 x 50		450	1660



SETS Set No.	METRIC SIZES	WEIGHT gms
11/6M	6x7, 8x9, 10x11, 14x15, 16x17, 18x19	500
11/60M	6x7, 8x9, 10x11, 12x13, 14x15, 16x17	390
11/66M	8x9, 10x11, 12x13, 14x15, 16x17, 18x19	545
11/8M	6x7, 8x9, 10x11, 12x13, 14x15, 16x17, 18x19, 20x22	780
11/10M	6x7, 8x9, 10x11, 12x13, 14x15, 16x17, 18x19, 20x22, 21x23, 24x27	1310
11/100M	6x7, 8x9, 10x11, 12x13, 14x15, 16x17, 18x19, 20x22, 24x27, 30x32	1530
11/120M	6x7, 8x9, 10x11, 12x13, 14x15, 16x17, 18x19, 20x22, 21x23, 24x27, 25x28, 30x32	2130
AMERICAN SIZES		
11/5A	1/4x5/16, 3/8x7/16, 1/2x9/16, 19/32x11/16, 5/8x3/4	465
11/55A	5/16x3/8, 3/8x7/16, 1/2x9/16, 19/32x11/16, 5/8x3/4	475
11/6A	1/4x5/16, 3/8x7/16, 1/2x9/16, 19/32x11/16, 5/8x3/4, 25/32x7/8	675
11/66A	5/16x3/8, 3/8x7/16, 1/2x9/16, 19/32x11/16, 5/8x3/4, 13/16x7/8	685

ODD Sizes are available on request.

Art - 12 Double Open End Jaw Spanners



SIZES			LENGTH	WEIGHT
mm	SAE	ww	mm	gms
6 x 7			95	17
8 x 9	1/4 x 5/16	1/16 x 3/32	95	17
	5/16 x 11/32		100	24
	5/16 x 3/8		100	24
	5/16 x 13/32		100	20
		1/8 x 3/16	110	35
10 x 11			110	35
12 x 13			126	50
11 x 14	7/16 x 1/2	3/16 x 1/4	126	50
14 x 15	1/2 x 9/16	1/4 x 5/16	146	65
16 x 17	19/32 x 11/16	5/16 x 3/8	162	95
18 x 19		3/8 x 7/16	182	115
20 x 22	25/32 x 13/16	7/16 x 1/2	200	150
	25/32 x 7/8		200	165
	13/16 x 7/8	7/16 x 9/16	200	165
21 x 23			212	175
22 x 24	15/16 x 1		212	175
24 x 26			225	220
25 x 28			236	280
27 x 30	1.1/16 x 1.1/8	9/16 x 11/16	256	340
27 x 32	1.1/16 x 1.1/4		256	340
30 x 32	1.1/8 x 1.1/4	5/8 x 3/4	256	340

SETS Set No.	METRIC SIZES	WEIGHT gms
12/60M	6x7, 8x9, 10x11, 12x13, 14x15, 16x17	275
12/66M	8x9, 10x11, 12x13, 14x15, 16x17, 18x19	415
12/8M	6x7, 8x9, 10x11, 12x13, 14x15, 16x17, 18x19, 20x22	550
12/10M	6x7, 8x9, 10x11, 12x13, 14x15, 16x17, 18x19, 20x22, 21x23, 24x27	945
12/120M	6x7, 8x9, 10x11, 12x13, 14x15, 16x17, 18x19, 20x22, 21x23, 24x27, 25x28, 30x32	1565
AMERICAN SIZES		
12/5A	1/4x5/16, 3/8x7/16, 1/2x9/16, 19/32x11/16, 5/8x3/4	365
12/55A	5/16x11/32, 3/8x7/16, 1/2x9/16, 19/32x11/16, 5/8x3/4	365
12/6A	1/4x5/16, 3/8x7/16, 1/2x9/16, 19/32x11/16, 5/8x3/4, 25/32x7/8	545
12/66A	5/16x11/32, 3/8x7/16, 1/2x9/16, 19/32x11/16, 5/8x3/4, 13/16x7/8	545
12/650A	3/8x7/16, 1/2x9/16, 19/32x11/16, 5/8x3/4, 25/32x7/8, 15/16x1	785
12/666A	5/16x13/32, 3/8x7/16, 1/2x9/16, 19/32x11/16, 5/8x3/4, 25/32x7/8	545
12/10A	1/4x5/16, 5/16x13/32, 3/8x7/16, 1/2x9/16, 19/32x11/16, 5/8x3/4, 25/32x7/8, 15/16x1, 1x1.1/8, 1.1/16x1.1/4	1510

Art - 12-E Double Open Ended Spanners

Elliptical Pattern



ROUGH MATT FINISH

- * Chrome Vanadium Steel
- * Fully Hardened & Tempered
- * Dull Matt Chrome Plated

SIZES		LENGTH	WEIGHT
mm	SAE	mm	gms
6 x 7		122	25
8 x 9	1/4 x 5/16	122	25
	5/16 x 3/8	140	35
8 x 10	5/16 x 13/32	140	35
10 x 11	3/8 x 7/16	157	50
12 x 13	7/16 x 1/2	172	70
14 x 15	1/2 x 9/16	190	95
16 x 17	9/16 x 5/8	190	95
	19/32 x 11/16	205	115
17 x 19	5/8 x 3/4	222	180
18 x 19		222	180
19 x 22	3/4 x 7/8	236	210
20 x 22	25/32 x 7/8	236	210
	13/16 x 7/8	236	210
21 x 23	15/16 x 1	250	230
24 x 26		266	300
24 x 27		266	300
25 x 28	1 x 1.1/8	280	370
27 x 32	1.1/16 x 1.1/4	302	450
30 x 32		302	450

SETS Set No.	METRIC SIZES	WEIGHT gms
12E/6M	6x7, 8x9, 10x11, 14x15, 16x17, 18x19	500
12E/60M	6x7, 8x9, 10x11, 12x13, 14x15, 16x17	390
12E/66M	8x9, 10x11, 12x13, 14x15, 16x17, 18x19	545
12E/8M	6x7, 8x9, 10x11, 12x13, 14x15, 16x17, 18x19, 20x22	780
12E/10M	6x7, 8x9, 10x11, 12x13, 14x15, 16x17, 18x19, 20x22, 21x23, 24x27	1310
12E/100M	6x7, 8x9, 10x11, 12x13, 14x15, 16x17, 18x19, 20x22, 24x27, 30x32	1530
12E/12M	6x7, 8x9, 10x11, 12x13, 14x15, 16x17, 18x19, 20x22, 21x23, 24x26, 25x28, 27x32	2130
12E/120M	6x7, 8x9, 10x11, 12x13, 14x15, 16x17, 18x19, 20x22, 21x23, 24x27, 25x28, 30x32	2130
AMERICAN SIZES		
12E/5A	1/4x5/16, 3/8x7/16, 1/2x9/16, 19/32x11/16, 5/8x3/4	465
12E/55A	5/16x3/8, 3/8x7/16, 1/2x9/16, 19/32x11/16, 5/8x3/4	475
12E/6A	1/4x5/16, 3/8x7/16, 1/2x9/16, 19/32x11/16, 5/8x3/4, 25/32x7/8	675
12E/66A	5/16x3/8, 3/8x7/16, 1/2x9/16, 19/32x11/16, 5/8x3/4, 13/16x7/8	685

Art - 22 Bihexagon Ring Spanners

Deep Offset



SETS Set No.	METRIC SIZES	WEIGHT gms
22/60M	6x7, 8x9, 10x11, 12x13, 14x15, 16x17	640
22/66M	8x9, 10x11, 12x13, 14x15, 16x17, 18x19	820
22/8M	6x7, 8x9, 10x11, 12x13, 14x15, 16x17, 18x19, 20x22	1160
22/10M	6x7, 8x9, 10x11, 12x13, 14x15, 16x17, 18x19, 20x22, 21x23, 24x27	1910
22/120M	6x7, 8x9, 10x11, 12x13, 14x15, 16x17, 18x19, 20x22, 21x23, 24x27, 25x28, 30x32	2995
AMERICAN SIZES		
22/600A	3/8x7/16, 1/2x9/16, 5/8x11/16, 3/4x25/32, 13/16x7/8, 15/16x1	1335

SIZES		LENGTH	WEIGHT
mm	SAE	mm	gms
6 x 7	1/4 x 5/16	166	55
8 x 9	5/16 x 3/8	182	60
10 x 11	3/8 x 7/16	192	80
12 x 13		212	110
14 x 15	1/2 x 9/16	222	145
	9/16 x 5/8	222	145
16 x 17	5/8 x 11/16	242	190
18 x 19	3/4 x 25/32	262	235
20 x 22	3/4 x 7/8	288	285
	13/16 x 7/8	288	285
21 x 23		302	350
24 x 26	15/16 x 1	322	400
24 x 27		322	400
25 x 28	1 x 1.1/8	342	455
27 x 32	1.1/16 x 1.1/4	362	630
30 x 32		362	630

Art - 22-E Bihexagon Ring Spanners

Shallow / Deep Offset



SUPER DRIVE BROACH / ROUGH MATT FINISH


- * Chrome Vanadium Steel
- * Fully Hardened & Tempered
- * Dull Matt Chrome Plated

SETS Set No.	METRIC SIZES	WEIGHT gms
22E/60M	6x7, 8x9, 10x11, 12x13, 14x15, 16x17	640
22E/66M	8x9, 10x11, 12x13, 14x15, 16x17, 18x19	820
22E/8M	6x7, 8x9, 10x11, 12x13, 14x15, 16x17, 18x19, 20x22	1160
22E/10M	6x7, 8x9, 10x11, 12x13, 14x15, 16x17, 18x19, 20x22, 21x23, 24x27	1910
22E/120M	6x7, 8x9, 10x11, 12x13, 14x15, 16x17, 18x19, 20x22, 21x23, 24x27, 25x28, 30x32	2995
AMERICAN SIZES		
22E/600A	3/8x7/16, 1/2x9/16, 5/8x11/16, 3/4x25/32, 13/16x7/8, 15/16x1	1335

SIZES		LENGTH	WEIGHT
mm	SAE	mm	gms
6 x 7	1/4 x 5/16	166	55
8 x 9	5/16 x 3/8	182	60
10 x 11	3/8 x 7/16	192	80
12 x 13		212	110
14 x 15	1/2 x 9/16	222	145
	9/16 x 5/8	222	145
16 x 17	5/8 x 11/16	242	190
18 x 19	3/4 x 25/32	262	235
20 x 22	3/4 x 7/8	288	285
	13/16 x 7/8	288	285
21 x 23		302	350
24 x 26	15/16 x 1	322	400
24 x 27		322	400
25 x 28	1 x 1.1/8	342	455
27 x 32	1.1/16 x 1.1/4	362	630
30 x 32		362	630

Art - 33

Combination Open and Box End Spanners



mm	SIZES		LENGTH mm	WEIGHT gms
	SAE			
6	1/4		100	20
7			110	22
8	5/16		115	25
9			125	30
10	3/8		135	40
11	7/16		145	45
12			155	50
13	1/2		165	60
14	9/16		175	75
15			185	90
16	5/8		195	100
17	11/16		210	120
18			220	120
19	3/4		230	160
20			240	170
21	13/16		245	185
22	7/8		250	215
23			260	255
24	15/16		270	285
25	1		280	345
26			290	345
27	1.1/16		300	425
28	1.1/8		310	460
29			310	460
30			330	540
32	1.1/4		350	560
33			378	780
34			378	780
35			378	780
36			400	1000
38			400	1000
41			450	1400
46			520	1800
50			540	2250

SETS Set No.	METRIC SIZES	WEIGHT gms
33/6M	10, 11, 12, 13, 14, 17	390
33/8M	8, 9, 10, 11, 12, 14, 17, 19	545
33/11M	6, 7, 8, 9, 10, 11, 12, 13, 14, 17, 19	647
33/12M	6, 7, 8, 9, 10, 11, 12, 13, 14, 17, 19, 22	862
33/122M	8, 9, 10, 11, 12, 13, 14, 15, 16, 17, 18, 19	925
33/25M	6, 7, 8, 9, 10, 11, 12, 13, 14, 15, 16, 17, 18, 19, 20, 21, 22, 23, 24, 25, 26, 27, 28, 30, 32	4762
AMERICAN (INCHES) SAE SIZES		
33/5A	3/8, 7/16, 1/2, 9/16, 5/8	320
33/8A	5/16, 3/8, 7/16, 1/2, 9/16, 5/8, 11/16, 3/4	625
33/11A	1/4, 5/16, 3/8, 7/16, 1/2, 9/16, 5/8, 11/16, 3/4, 13/16, 7/8	1045
33/12A	1/4, 5/16, 3/8, 7/16, 1/2, 9/16, 5/8, 11/16, 3/4, 13/16, 7/8, 1"	1390
33/14A	3/8, 7/16, 1/2, 9/16, 5/8, 11/16, 3/4, 13/16, 7/8, 15/16, 1", 1.1/16, 1.1/8, 1.1/4	3075
33/22B	30/11M + 30/11A	1692
33/24B	30/12M + 30/12A	2252

Art - 33-E

Combination Spanners

Elliptical Pattern



SUPER DRIVE BROACH / ROUGH MATT FINISH

- * Chrome Vanadium Steel
- * Fully Hardened & Tempered
- * Dull Matt Chrome Plated

mm	SIZES		LENGTH mm	WEIGHT gms
	SAE			
6	1/4		100	20
7			110	22
8	5/16		115	25
9			125	30
10	3/8		135	40
11	7/16		145	45
12			155	50
13	1/2		165	60
14	9/16		175	75
15			185	90
16	5/8		195	100
17	11/16		210	120
18			220	120
19	3/4		230	160
20			240	170
21	13/16		245	185
22	7/8		250	215
23			260	255
24	15/16		270	285
25	1		280	345
26			290	345
27	1.1/16		300	425
28	1.1/8		310	460
29			310	460
30			330	540
32	1.1/4		350	560
33			378	780
34			378	780
35			378	780
36			400	1000
38			400	1000
41			450	1400
46			520	1800
50			540	2250

SETS Set No.	METRIC SIZES	WEIGHT gms
33E/6M	10, 11, 12, 13, 14, 17	390
33E/8M	8, 9, 10, 11, 12, 14, 17, 19	545
33E/11M	6, 7, 8, 9, 10, 11, 12, 13, 14, 17, 19	647
33E/12M	6, 7, 8, 9, 10, 11, 12, 13, 14, 17, 19, 22	862
33E/122M	8, 9, 10, 11, 12, 13, 14, 15, 16, 17, 18, 19	925
33E/25M	6, 7, 8, 9, 10, 11, 12, 13, 14, 15, 16, 17, 18, 19, 20, 21, 22, 23, 24, 25, 26, 27, 28, 30, 32	4762
AMERICAN (INCHES) SAE SIZES		
33E/5A	3/8, 7/16, 1/2, 9/16, 5/8	320
33E/8A	5/16, 3/8, 7/16, 1/2, 9/16, 5/8, 11/16, 3/4	625
33E/11A	1/4, 5/16, 3/8, 7/16, 1/2, 9/16, 5/8, 11/16, 3/4, 13/16, 7/8	1045
33E/12A	1/4, 5/16, 3/8, 7/16, 1/2, 9/16, 5/8, 11/16, 3/4, 13/16, 7/8, 1"	1390
33E/14A	3/8, 7/16, 1/2, 9/16, 5/8, 11/16, 3/4, 13/16, 7/8, 15/16, 1", 1.1/16, 1.1/8, 1.1/4	3075
33E/22B	35/11M + 35/11A	1692
33E/24B	35/12M + 35/12A	2252

Art - 44 Combination Spanners

Raised Panel



SETS Set No.	METRIC SIZES	WEIGHT gms
44/11M	6, 7, 8, 9, 10, 11, 12, 13, 14, 17, 19	712
44/12M	6, 7, 8, 9, 10, 11, 12, 13, 14, 17, 19, 22	1032
AMERICAN (INCHES) SAE SIZES		
44/11A	1/4, 5/16, 3/8, 7/16, 1/2, 9/16, 5/8, 11/16, 3/4, 13/16, 7/8	1297
44/12A	1/4, 5/16, 3/8, 7/16, 1/2, 9/16, 5/8, 11/16, 3/4, 13/16, 7/8, 1"	1585
44/22B	44/11M + 44/11A	2030
44/24B	44/12M + 44/12A	2615

mm	SIZES		LENGTH mm	WEIGHT gms
		SAE		
6	1/4		95	20
7			95	20
8			100	30
9	5/16		100	30
	11/32		108	35
10	3/8		115	35
	7/16		115	35
11			130	45
12			137	60
13	1/2		145	60
			145	60
14	9/16		165	80
15	19/32		176	115
17	5/8		185	115
	11/16		205	130
18	3/4		218	170
19	13/16		230	170
	7/8		290	285
22			290	285
24	15/16		315	345
26	1		335	380
27	1.1/16		362	560
28	1.1/8		372	580
30			382	580
32	1.1/4		392	690

Art - 23 Bihexagon Ring Spanners

45° Long Offset Wrench



SETS Set No.	METRIC SIZES	WEIGHT gms
23/6M	10 x 12, 12 x 14, 14 x 17, 17 x 19, 19 x 21, 21 x 23	1340
AMERICAN SIZES		
23/6A	3/8 x 7/16, 1/2 x 9/16, 5/8 x 11/16, 3/4 x 25/32, 13/16 x 7/8, 15/16 x 1	1320

SIZES	LENGTH mm	WEIGHT gms
5.5 x 7	151	24
6 x 7	151	35
8 x 9	174	55
8 x 10	175	60
10 x 12	198	70
10 x 13	199	74
10 x 14	220	99
11 x 13	199	83
12 x 14	221	118
13 x 17	243	140
14 x 17	244	155
17 x 19	272	225
17 x 21	309	256
19 x 21	310	319
19 x 22	311	319
21 x 23	327	400
22 x 24	329	435
23 x 26	356	446
24 x 27	362	456
AMERICAN SIZES		
3/8 x 7/16	197	80
1/2 x 9/16	221	114
5/8 x 11/16	245	162
3/4 x 25/32	274	213
13/16 x 7/8	312	300
15/16 x 1"	356	460

Art - 62
'S' Shaped Wrench
Combination


SIZES mm	SIZES SAE
10	3/8"
11	7/16"
12	-
13	1/2"
14	9/16"
15	-
16	5/8"
17	11/16"
19	3/4"

8 pcs. SET (BULK)
8 pcs. SET (COL. BOX)

Art - 63
'S' Shaped Wrench
Ring


SIZES mm	SIZES SAE
10 x 11	3/8" x 7/16"
12 x 13	7/16" x 1/2"
14 x 15	1/2" x 9/16"
16 x 17	19/32" x 11/16"
18 x 19	11/16" x 3/4"

5 pcs. SET (BULK)
5 pcs. SET (COL. BOX)

Art - 64
Obstruction Half Moon Wrench
Combination


SIZES mm	SIZES SAE
10	3/8"
11	7/16"
12	-
13	1/2"
14	9/16"
15	-
16	5/8"
17	11/16"
19	3/4"
22	7/8"

8 pcs. SET (BULK)
8 pcs. SET (COL. BOX)

Art - 65
Obstruction Half Moon Wrench
Ring


SIZES mm	SIZES SAE
10 x 11	3/8" x 7/16"
12 x 13	7/16" x 1/2"
14 x 15	1/2" x 9/16"
14 x 17	---
16 x 17	19/32" x 11/16"
18 x 19	11/16" x 3/4"
19 x 22	---
20 x 22	13/16" x 7/8"

8 pcs. SET (BULK)
8 pcs. SET (COL. BOX)

Art - 60
Flare Nut Wrench



SIZES mm
8 x 10
10 x 11
10 x 12
11 x 13
12 x 14
17 x 19

SETS	METRIC SIZE
Set of 6 Pcs. With pouch	8x10, 10x11, 10x12, 11x13, 12x14, 17x19mm

Art - 61
Torx Screw Wrench E-Series



SIZES mm
E6 x E8
E10 x E12
E14 x E18
E20 x E24

SETS	METRIC SIZE
Set of 6 Pcs. With pouch	E6 x E8, E10 x E12, E14 x E18, E20 x E24

Art - 66
Stubby Wrench



SIZES mm	SIZES SAE
10mm to 19mm	3/8 to 3/4

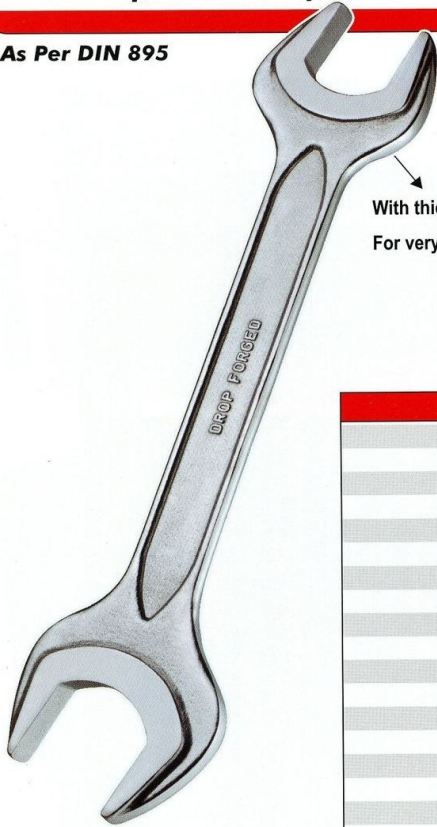
Art - 73
Flexy Wrench



SIZES mm
8 x 9
10 x 11
12 x 13
14 x 15
16 x 17
18 x 19

Art - 75 Double Open Ended Spanners

As Per DIN 895

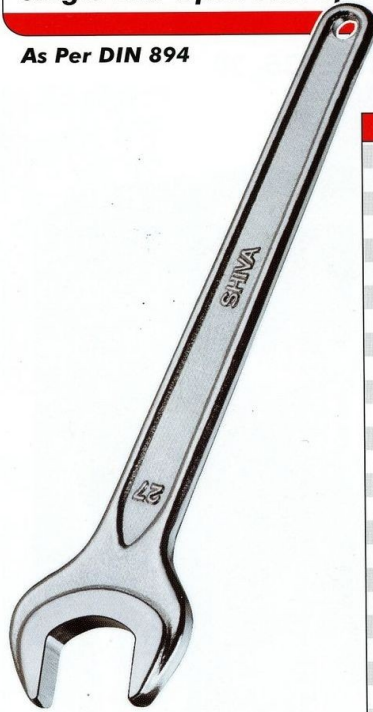


With thickness reinforcement
For very high tightening torques.

SIZES mm
6 x 7
8 x 9
10 x 11
12 x 13
13 x 14
16 x 17
18 x 19
19 x 22
20 x 22
21 x 23
24 x 27
25 x 28
27 x 32
30 x 32
30 x 34
30 x 36
32 x 36
36 x 41
41 x 46
46 x 50
50 x 55
55 x 60

Art - 71 Single End Open Jaw Spanners

As Per DIN 894



SIZES mm
6
7
8
9
10
11
12
13
14
15
16
17
19
20
21
22
23
24
25
27
30
32
36
38
41
46
50
55
60
65
70
75
80
85

Art - 70 Gas Spanners



SIZES Inch	LENGTH mm	WEIGHT gms
1	170	160

Art - 72 Gas Spanners

Mexican



SIZES mm
7/8" (22.2mm)

Jumbo Rack

Available for Art 33-E, 35, 30



NEW


* In Attractive Plastic Jumbo Rack

* Chrome Vanadium Steel * Fully Hardened & Tempered

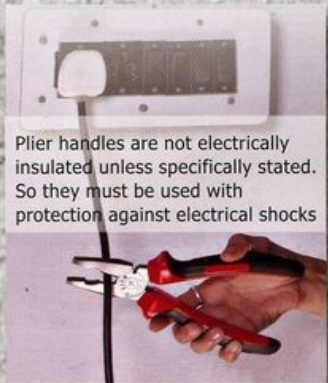
COMBINATION SPANNERS SETS	SIZE	STD. PKG. Pc. / Ctrn.
33E, 35, 30/26M With Plastic Rack	6, 7, 8, 9, 10, 11, 12, 13, 14, 15, 16, 17, 18, 19, 20, 21, 22, 23, 24, 25, 26, 27, 28, 29, 30, 32	2 Sets
33E, 35, 30/8M With Plastic Rack JAMBO SIZE	33, 34, 35, 36, 38, 41, 46 & 50MM	2 Sets



Pliers



Lubricate Pliers occasionally, a drop of Oil make your work easy



Plier handles are not electrically insulated unless specifically stated. So they must be used with protection against electrical shocks



Art - 101 DC
Combination Cutting Pliers



No.	LENGTH mm	WEIGHT gms	Pcs./ Carton	Vol. Cbm.
101DC/6	150	200	96	0.022
101DC/7	175	270	72	0.02
101DC/8	200	335	60	0.018

Art - 102 DC
Side Cutting Pliers




No.	LENGTH mm	WEIGHT gms	Pcs./ Carton	Vol. Cbm.
102DC/6	150	200	96	0.022
102DC/7	175	260	72	0.02

Art - 103 DC
Long Nose Pliers



No.	LENGTH mm	WEIGHT gms	Pcs./ Carton	Vol. Cbm.
103DC/6	150	160	96	0.022
103DC/8	200	230	60	0.018

Art - 111 DC
Bent Nose Pliers




No.	LENGTH mm	WEIGHT gms	Pcs./ Carton	Vol. Cbm.
111DC/6	150	190	96	0.022
111DC/8	200	260	60	0.018

Art - 112 DC
Flat Nose Pliers



No.	LENGTH mm	WEIGHT gms	Pcs./ Carton	Vol. Cbm.
112DC/6	150	190	96	0.022
112DC/8	200	260	60	0.018

Art - 208 DC
Round Nose Pliers



No.	LENGTH mm	WEIGHT gms	Pcs./ Carton	Vol. Cbm.
208DC/6	150	215	96	0.021
208DC/8	200	270	60	0.018

Art - 108 DC
Wire Snip Pliers



No.	LENGTH mm	WEIGHT gms	Pcs./ Carton	Vol. Cbm.
108DC/6	150	180	96	0.019

3 Pcs. Pliers Set

Professional




Double Colour Sleeve

* Full Body Hardened & Tempered
* Induction Hardened Cutters
* Black Phosphated Head Polished
* Double Colour Red & Black Sleeve

COMBINATION PLIERS 8"
SIDE CUTTING PLIERS 6"
LONG NOSE PLIERS 6"

BLISTER PACKAGING



Art - 101 (S)
Combination Pliers



No.	LENGTH mm	WEIGHT gms	Pcs./ Carton	Vol. Cbm.
101S/6	150	200	96	0.022
101S/7	175	270	72	0.02
101S/8	200	335	60	0.018


Art - 102 (S)
Side Cutting Pliers



No.	LENGTH mm	WEIGHT gms	Pcs./ Carton	Vol. Cbm.
102S/6	150	200	96	0.022
102S/7	175	260	72	0.02


Art - 103 (S)
Long Nose Pliers

Professional (Satin)



No.	LENGTH mm	WEIGHT gms	Pcs./ Carton	Vol. Cbm.
103S/6	150	160	96	0.022
103S/8	200	230	60	0.018

Art - 111
Bent Nose Pliers



No.	LENGTH mm	WEIGHT gms	Pcs./ Carton	Vol. Cbm.
111/6	150	190	96	0.022
111/8	200	260	60	0.018

Art - 104
Combination Cutting Pliers

Super



No.	LENGTH mm	WEIGHT gms	Pcs./ Carton	Vol. Cbm.
104/8	200	340	60	0.018

3 Pcs. Pliers Set

Professional



* Full Body Hardened & Tempered
* Induction Hardened Cutters
* Satin Gold Plated Finish
* Heavy Duty Baum Sleeve

COMBINATION PLIERS 8"
SIDE CUTTING PLIERS 6"
LONG NOSE PLIERS 6"

Art - 786
Combination Cutting Pliers



No.	LENGTH mm	WEIGHT gms	Pcs./ Carton	Vol. Cbm.
786/6	150	200	96	0.022
786/7	175	270	72	0.02
786/8	200	335	60	0.018

Art - 787
Side Cutting Pliers



No.	LENGTH mm	WEIGHT gms	Pcs./ Carton	Vol. Cbm.
787/6	150	200	96	0.022

Art - 788
Long Nose Pliers




No.	LENGTH mm	WEIGHT gms	Pcs./ Carton	Vol. Cbm.
788/6	150	160	96	0.022
788/8	200	230	60	0.018

Art - 105
Lineman's Pliers




No.	LENGTH mm	WEIGHT gms	Pcs./ Carton	Vol. Cbm.
105/6	150	210	96	0.015
105/7	175	270	72	0.016
105/8	200	330	60	0.013

Art - 216
Long Nose Pliers



No.	LENGTH mm	WEIGHT gms	Pcs./ Carton	Vol. Cbm.
216/6	150	166	96	0.017
216/8	200	230	60	0.018

Art - 217
Diagonal Cutting Pliers



No.	LENGTH mm	WEIGHT gms	Pcs./ Carton	Vol. Cbm.
217/6	150	160	96	0.017
217/7	175	210	72	0.02
217/8	200	240	60	0.016

Art - 259
Combination Pliers

Brazilian Model




Available in Heavy and Light Duty

No.	LENGTH mm	WEIGHT gms	Pcs./ Carton	Vol. Cbm.
259/6	175	270	96	0.020
259/8	200	330	60	0.018

Art - 202
Lineman's Pliers

Heavy Duty



No.	LENGTH mm	WEIGHT gms	Pcs./ Carton	Vol. Cbm.
202/8	215	450	48	0.03
202/9	240	500	48	0.014

Art - 292
Lineman's Pliers

Professional



Offset Rivet

No.	LENGTH mm	WEIGHT gms	Pcs./ Carton	Vol. Cbm.
292/9.5	237	470	48	0.029

Art - 109
Fencing Pliers



Available Round Nose and Flat Nose

No.	LENGTH mm	WEIGHT gms	Pcs./ Carton	Vol. Cbm.
109/10	250	550	36	0.012

Art - 203
Fencing Pliers with Hammer Head

American Type



No.	LENGTH mm	WEIGHT gms	Pcs./ Carton	Vol. Cbm.
203/10.5	265	670	36	0.021

Art - 206
Fencing Pliers with Hammer Head



No.	LENGTH mm	WEIGHT gms	Pcs./ Carton	Vol. Cbm.
206/10.5	265	620	36	0.018

Art - 110
Circlip Pliers



External Straight



External Bent



Internal Straight



Internal Bent

No.	LENGTH mm	WEIGHT gms	Pcs./ Carton	Vol. Cbm.
110/6	150	130	96	0.029

Art - 114
Water Pump Pliers

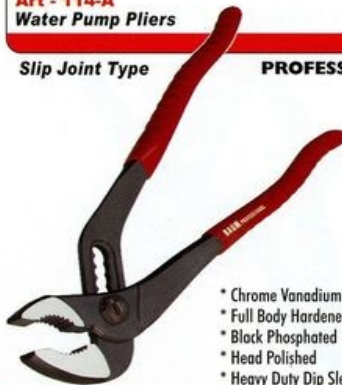
Slip Joint Type



Art - 114-A
Water Pump Pliers

Slip Joint Type


PROFESSIONAL



- * Chrome Vanadium Steel
- * Full Body Hardened & Tempered
- * Black Phosphated
- * Head Polished
- * Heavy Duty Dip Sleeve

Art - 115
Water Pump Pliers

Groove Type




No.	LENGTH mm	WEIGHT gms	Pcs./ Carton	Vol. Cbm.
114/10	250	345	60	0.025

No.	LENGTH mm	WEIGHT gms	Pcs./ Carton	Vol. Cbm.
114A/10	250	345	60	0.025

No.	LENGTH mm	WEIGHT gms	Pcs./ Carton	Vol. Cbm.
115/10	250	400	60	0.025

Art - 212
Water Pump Pliers

Channel Type



with Sleeve

No.	LENGTH mm	WEIGHT gms	Pcs./ Carton	Vol. Cbm.
212/10	250	410	60	0.017



Art - 711
Mig Welding Pliers



No.	LENGTH mm	WEIGHT gms	Pcs./ Carton	Vol. Cbm.
711/8	200	310	60	0.018

Art - 125
Breaker Grozier




No.	LENGTH mm	WEIGHT gms	Pcs./ Carton	Vol. Cbm.
125/6	150	200	96	0.015

Art - 713
Wheel Balancing Plier



No.	LENGTH mm	WEIGHT gms	Pcs./ Carton	Vol. Cbm.
713/10	250	400	60	0.025

Art - 107
Slip Joint Pliers



No.	LENGTH mm	WEIGHT gms	Pcs./ Carton	Vol. Cbm.
107/6	150	190	96	0.014
107/8	200	280	72	0.014
107/10	250	420	60	0.015

Art - 291
Side Cutting Pliers

Piano Type



No.	LENGTH mm	WEIGHT gms	Pcs./ Carton	Vol. Cbm.
291/7	180	250	72	0.02

Art - 112
Flat Nose Pliers



No.	LENGTH mm	WEIGHT gms	Pcs./ Carton	Vol. Cbm.
112/6	150	190	96	0.022
112/8	200	260	60	0.018

Art - 113
Miniature Pliers

Set of 6 Pcs.



No.	LENGTH mm	WEIGHT gms	Pcs./ Carton	Vol. Cbm.
113/4.5	112	400	80	0.058

Water Pump Plier

Professional

- Comfortable Plastic-Locked handles.
- Gripping system that eliminates the risk of breaking nut and bolts.
- Right angle teeth grip in all directions, Permitting an automatic fit with the pipe just by applying Pressure on the top handle.
- Jaws remain parallel in any position for better grip.
- Reinforcing edge minimizes breaking risk.
- High frequency tempered forged part.






Art - 116
Water Pump Pliers **Box Type**

No.	LENGTH mm	WEIGHT gms	Pcs./Carton	Vol. Cbm.
116/7	175	180	72	0.014
116/10	250	425	60	0.027
116/12	300	530	48	0.017
116/16	400	1280	20	




Available in 7, 10, 12, & 16"



Do not use pipe or other accessories to increase Torque. Use different sizes of Water Pump Pliers i.e. 7, 10, 12 & 16"

Art - 518
Front Cutter

American Type



No.	LENGTH mm	WEIGHT gms	Pcs./ Carton	Vol. Cbm.
518/6	150	210	96	0.018
518/8	200	425	60	0.02

Art - 204
Tower Pincer


Half Cut



No.	LENGTH mm	WEIGHT gms	Pcs./ Carton	Vol. Cbm.
204/9	225	370	60	0.015
204/11	275	465	48	0.015

Art - 118
Top Cutter

German Type



No.	LENGTH mm	WEIGHT gms	Pcs./ Carton	Vol. Cbm.
118/6	150	225	96	0.018
118/8	200	300	60	0.015

Art - 119 KR
Tower Pincer

Round Head



No.	LENGTH mm	WEIGHT gms	Pcs./ Carton	Vol. Cbm.
119KR/8	200	215	60	0.013
119KR/9	225	310	60	0.015
119KR/10	250	360	60	0.016
119KR/11	275	400	48	0.015
119KR/12	300	480	48	0.018

Art - 119 KF
Tower Pincer

Flat Head



No.	LENGTH mm	WEIGHT gms	Pcs./ Carton	Vol. Cbm.
119KF/8	200	215	60	0.013
119KF/9	225	310	60	0.015
119KF/10	250	360	60	0.016
119KF/11	275	400	48	0.015
119KF/12	300	480	48	0.018

Art - 120
Cobbler Pincer

CLAW



No.	LENGTH mm	WEIGHT gms	Pcs./ Carton	Vol. Cbm.
120/6	150	220	96	0.013
120/7	175	300	72	0.017
120/8	200	350	60	0.018

Art - 224 L
Carpenter's Pincer



Also Available in Heavy Model

No.	LENGTH mm	WEIGHT gms	Pcs./ Carton	Vol. Cbm.
224L/6	150	220	96	0.013
224L/7	175	300	72	0.017
224L/8	200	350	60	0.018

Art - 225
Swedish Pipe Wrench



Also Available in 90° Angle

No.	CAPACITY mm	WEIGHT gms	Pcs./ Carton	Vol. Cbm.
225/1"	25	800	36	0.013
225/1.5"	40	1450	24	0.014

Art - 117A
Tin Cutter

Heavy Duty



No.	LENGTH mm	WEIGHT gms	Pcs./ Carton	Vol. Cbm.
117A/10	250	350	60	0.026

Heavy Duty Adjustable Wrench

Available with & without sleeve

Art - 261
Adjustable Wrench

Drop Forged

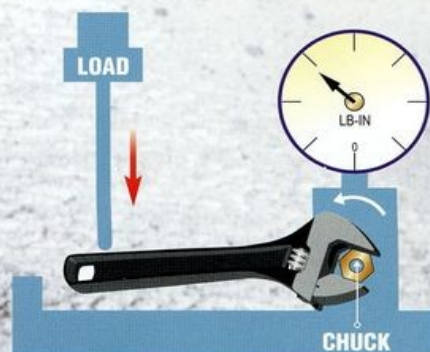
Also Available in Malleable Cast Iron
Finish : Bright Chrome Plated/Phosphated

No.	LENGTH mm	WEIGHT gms	Pcs./ Carton	Vol. Cbm.
261/8	200	270	100	0.029
261/10	250	440	60	0.030
261/12	300	630	40	0.028

- Torque exceeds 25% than standard.
- Extra wide Jaw opening with scale available.
- Ergonomic design for Comfortable grip.
- Light weight design.
- Extra long & wide Jaw for tight space and hard to reach areas.



Meets or exceeds DIN standards




Art - 106
Shearing Pliers



No.	LENGTH mm	WEIGHT gms	Pcs./ Carton	Vol. Cbm.
106/8	200	310	60	0.015

Art - 117
Tin Cutter



No.	LENGTH mm	WEIGHT gms	Pcs./ Carton	Vol. Cbm.
117/8	200	240	96	0.030
117/10	250	350	60	0.026
117/12	300	550	36	0.022


Art - 255
Rigid Pipe Wrench



No.	LENGTH mm	WEIGHT gms	Pcs./ Carton	Vol. Cbm.
255/8	200	400	80	0.017
255/10	250	800	40	0.019
255/12	300	1200	30	0.014
255/14	350	1600	20	0.023
255/18	450	2300	16	0.024
255/24	600	4000	6	0.040

Art - 271
Lock Grip Pliers

Nickel Plated



No.	LENGTH mm	WEIGHT gms	Pcs./ Carton	Vol. Cbm.
271/5	125	200	160	0.012
271/7	175	267	72	0.024
271/10	250	430	60	0.027

Art - 258
Basin Wrench

Malleable



No.	LENGTH mm	WEIGHT gms	Pcs./ Carton	Vol. Cbm.
258/10	250	520	40	0.022

Art - 121
Pipe Wrench

Stillson Type



No.	LENGTH mm	WEIGHT gms	Pcs./ Carton	Vol. Cbm.
121/8	200	280	100	0.030
121/10	250	500	40	0.023
121/12	300	700	30	0.024
121/14	350	1000	20	0.023
121/18	450	1300	16	0.030
121/24	600	2500	10	0.040
121/36	900	5500	6	0.028
121/48	1200	7500	4	0.027

Art - 260
Saw Set Pliers



A. German Type

B. Pistol Type

No.	LENGTH mm	WEIGHT gms	Pcs./ Carton	Vol. Cbm.
260A/7	175	180	96	0.014
260B/7	175	300	60	0.018

Art - 256
Chain Pipe Wrench



No.	LENGTH mm	WEIGHT gms	Pcs./ Carton	Vol. Cbm.
256/2	50	3000	12	0.045
256/3	75	5500	10	0.045
256/4	100	8500	8	0.062
256/6	150	10000	6	0.058
256/8	200	13500	5	0.070

Art - 66A
SLOGGING WRENCH

* Selected High Carbon Steel
* Black Phosphated / Chrome Plated



(A) Ring

(B) Open Ended

No./ mm	Pcs./ Carton
66A/36	2
66A/41	2
66A/46	2
66A/50	2
66A/55	2
66A/60	2
66A/65	1
66A/70	1
66A/75	1

**Art - 257 & 257A
Oil Filter Wrench**

Light & Heavy Duty



**Art - 257B
Oil Filter Wrench**



**Art - 244
Brick Bolster**



ART - 257	ART - 257A
Light	Heavy

ART - 257B
Strip Type

SIZE mm	Pcs./ Carton	WEIGHT gms	Vol. Cbm.
60	60	340	0.018
115	24	1100	0.023



**Art - 242
Chisel**

Flat or Pointed




**Art - 246A
Nail Puller**



**Art - 246
Wrecking Bar**

with single or double bend



SIZE mm	Pcs./ Carton	WEIGHT gms	Vol. Cbm.
150	80	275	0.049
200	60	380	0.048
250	60	435	0.05
300	48	500	0.052
350	36	570	0.044
400	36	710	0.051
450	36	790	0.056
600	24	900	0.025

SIZE mm	Pcs./ Carton	WEIGHT gms	Vol. Cbm.
12x250	36	300	0.008
12x300	36	370	0.009
16x250	36	480	0.01
16x300	36	600	0.012

SIZE mm	Pcs./ Carton	WEIGHT gms	Vol. Cbm.
16 x 450	24	870	0.024
16 x 500	24	900	0.027
16 x 600	24	980	0.031
18 x 450	20	1050	0.020
18 x 500	16	1100	0.022
18 x 600	16	1280	0.026
18 x 700	12	1550	0.025

Art - 153
Machinist Hammer



WEIGHT gms

100	500
200	600
300	800
400	1000

Art - 245
Club Hammer



Drop forged with or without wooden handle

WEIGHT gms WEIGHT kgs

400	1	10
500	2	12
600	3	15
800	4	
1000	8	

Art - 290
Ball Pin Hammer



Drop forged with or without wooden handle

WEIGHT gms

100	500
200	600
300	800

Art - 154
Cross Pin Hammer



WEIGHT gms WEIGHT lbs

110	675	1/4	2
225	900	1/2	3
335	1350	3/4	
450		1	
		1.5	

Art - 152
Claw Hammer



with wooden handle

WEIGHT lbs

1/2
3/4
1

Art - 298
Claw Hammer



with steel shaft

WEIGHT lbs

1

Art - 151
Pin Hammer



WEIGHT gms WEIGHT lbs

110	1/4
-----	-----

Art - 243
Sledge Hammer



WEIGHT gms WEIGHT lbs

400	1	6
500	2	8
600	3	10
800	4	15
900	5	



Check before use

Always inspect a hammer before use. If damaged in any way, discard it.
Watch out for : • Excessively worn or mushroomed head
• Suspect fit • Scored handle



Wear eye protection When using any hammer tool, protect your sight against the risk of flying chips.



Never hard-on-hard

Flying chips are dangerous. Never hammer materials harder than 40 HRC - use a Baum mallet instead.

Art - 122
Bearing Puller
2 Legs


SIZE mm	Pcs./ Carton	WEIGHT gms	Vol. Cbm.
75	40	550	0.027
100	40	755	0.029
150	16	1500	0.031
200	12	2015	0.041
250	8	3210	0.033
300	8	3500	0.065

Art - 124
Bearing Puller
3 Legs


SIZE mm	Pcs./ Carton	WEIGHT gms	Vol. Cbm.
75	40	550	0.027
100	32	755	0.029
150	16	1500	0.031
200	12	2015	0.041
250	8	3210	0.033
300	8	3500	0.065

Art - 253
L - Type Wheel Spanner


SIZE mm	Pcs./ Carton	WEIGHT gms	Vol. Cbm.
17	40	570	0.073
19	40	600	0.073
21	40	600	0.073
23	40	600	0.073
24	30	780	0.059
27	30	780	0.059

Art - 251
Cross Wheel Spanner


Bright Chrome Plated, Matt or Polished Finish and Equivalent S.A.E.

SCOKET SIZE	LENGTH
17x19x21x1/2	14"

Art - 251A
Cross Wheel Spanner


Bright Chrome Plated, Matt or Polished Finish and Equivalent S.A.E.

SCOKET SIZE	LENGTH
17x19x21x23	14"
	20"

Art - 252
Wheel Spanner
Professional


Fully Hardened

SIZE mm	Pcs./ Carton	WEIGHT gms	Vol. Cbm.
24x27x400	8	2700	0.016
27x33x400	8	3100	0.016
33x33x400	8	3300	0.016
38x21x400	6	3600	0.012
41x21x400	6	3600	0.012

Art - 272
Pipe Cutter


SIZE mm	Pcs./ Carton	WEIGHT Kg.	Vol. Cbm.
25	2.6	24	0.036
50	2.8	12	0.029
75	3.7	6	0.029
100	7	4	0.045
150	9.9	2	0.059

Art - 297
Ratchet Pipe Threader


SIZE mm	Pcs./ Carton	WEIGHT Kg.	Vol. Cbm.
½ - 1	4	5.7	0.024
½ - 1½	4	7.5	0.024
1½ - 2	2	10.1	0.021

Art - 265
Pipe Vice
Self Locking


SIZE mm	Pcs./ Carton	WEIGHT Kg.	Vol. Cbm.
1½	12	1.5	0.032
2	8	2.9	0.052
2½	6	3.4	0.027
3	4	5.6	0.04
4	2	13.4	0.04

Art - 238 Oil Can

Pistol Type



Also Available in Metallic colors

SIZE mm	Pcs./ Carton	WEIGHT gms	Vol. Cbm.
1/4 Pint (125cc)	100	140	0.07

Art - 227 High Pressure Oil Can

Perfetto Type
(with fix or flexible spout)



Also Available in Metallic colors & Brass Pump

SIZE mm	Pcs./ Carton	WEIGHT gms	Vol. Cbm.
200 cc	100	190	0.021
300 cc	100	230	0.121
400 cc	100	250	0.132
500 cc	100	270	0.156

Art - 215 High Pressure Oil Can

Wesco Type
(with fix or flexible spout)



Also Available in Metallic colors & Brass Pump

SIZE mm	Pcs./ Carton	WEIGHT gms	Vol. Cbm.
1/4 Pint (125cc)	100	190	0.021
1/2 Pint (250cc)	100	230	0.121
3/4 Pint (375cc)	100	250	0.132
1 Pint (500cc)	100	270	0.156

Art - 229 Grease Gun

Push Type



Also Available in Metallic colors

SIZE mm	Pcs./ Carton	WEIGHT gms	Vol. Cbm.
4 OZ	80	280	0.063
8 OZ	60	450	0.051

Art - 228 Grease Gun (Economy)

Lever Type
Professional




Available with Fix & Flexible spout

Capacity	Pcs./ Carton	WEIGHT gms	Vol. Cbm.
15 OZ	15	1235	0.062

Art - 229A Grease Gun (Economy)

Lever Type
Professional



SIZE mm	Pcs./ Carton	WEIGHT gms	Vol. Cbm.
15 OZ	80	1235	0.063

Art - 229B Grease Gun (Pistol Type)

Professional



SIZE mm	Pcs./ Carton	WEIGHT gms	Vol. Cbm.
15 OZ	80	1275	0.063

Art - 229C Grease Gun (Medium)

Lever Type
Professional



SIZE mm	Pcs./ Carton	WEIGHT gms	Vol. Cbm.
15 OZ	80	1235	0.063

Art - 210
Adjustable Iron Jack Plane

Plane Base



Art - 210-A
Adjustable Iron Jack Plane

Corrugated Base



Art - 247
Spoke Shave



SIZE (No.)	Pcs./ Carton	WEIGHT gms	Vol. Cbm.
3	25	1250	0.045
4	15	1500	0.047
5	10	1750	0.043
6	8	2500	0.051

SIZE (No.)	Pcs./ Carton	WEIGHT gms	Vol. Cbm.
3	25	1250	0.045
4	15	1500	0.047
5	10	1750	0.043
6	8	2500	0.051

SIZE (No.)	Pcs./ Carton	WEIGHT gms	Vol. Cbm.
45	120	150	0.014
50	120	200	0.016

Art - 299
Block Plane



Art - 211
Hand Drill Machine

Double Pinion



Art - 266
Breast Drill Machine




SIZE mm	Inch.	Pcs./ Carton	WEIGHT gms	Vol. Cbm.
140	5½"	60	490	0.039
175	7½"	30	680	0.032

SIZE Inch	Pcs./ Carton	WEIGHT gms	Vol. Cbm.
¼"	40	800	0.069
3/8"	40	850	0.069

SIZE Inch	Pcs./ Carton	WEIGHT gms	Vol. Cbm.
3/8"	20	1350	0.057
½"	10	2350	0.047

Art - 226
T-Bar Clamp



SIZE (Feet)	Pcs./ Carton	WEIGHT gms	Vol. Cbm.
2	10	2750	0.037
3	10	3650	0.054
4	8	4300	0.054
5	6	5100	0.050
6	6	6000	0.074
7	4	7200	0.067
8	4	8200	0.076



Art - 209
G - Clamp

Drop Forged



Also Available in Malleable Cast Iron

SIZE Inch.	Pcs./ Carton	WEIGHT gms	Vol. Cbm.
2	80	330	0.021
3	50	480	0.018
4	30	750	0.019
6	20	1050	0.019
8	15	1700	0.025
10	10	2700	0.028
12	8	2870	0.025

Art - 150
Mini G - Clamp

3 Pcs.



SIZE Inch.	Pcs./ Carton	WEIGHT gms	Vol. Cbm.
1	80	360	0.049
2	80	360	0.049
3	80	360	0.049

Art - 213
Spring Clamp

Zinc | Golden Plated



SIZE (Inch.)
2"
4"
6"

Art - 268
Hacksaw Frame



SIZE Inch	Pcs./ Carton	WEIGHT gms	Vol. Cbm.
12" (5mm Thick)	60	510	0.067
12" (6mm Thick)	60	550	0.067

Art - 305
Tubular Hacksaw Frame



with Plastic Handle

SIZE Inch	Pcs./ Carton	WEIGHT gms	Vol. Cbm.
12"	40	390	0.065

Art - 267
Junior Hacksaw Frame



SIZE mm	Pcs./ Carton	GROSS WEIGHT
5mm	200	22Kg.
6mm		

Art - 306
Junior Hacksaw



SIZE mm	Pcs./ Carton	GROSS WEIGHT
6mm	200	22Kg.

Art - 307
Junior Hacksaw



Handle with Blade
Handy Hacksaw

SIZE Inch
12" Blade

Art - 308
Wood Saw



SIZE Inch
12"

Art - 222
Baby Vice Fix Base

Rib Type



SIZE Inch	Pcs./ Carton	WEIGHT gms	Vol. Cbm.
1½	32	650	0.018
2	32	760	0.021
2½	24	910	0.02
3	24	1060	0.023

Art - 223
Baby Vice Swivel Base

Rib Type



SIZE Inch	Pcs./ Carton	WEIGHT gms	Vol. Cbm.
1½	24	1100	0.04
2	20	1200	0.037
2½	20	1250	0.037
3	16	1500	0.038

Art - 235
Baby Vice Fix Base

Pin Type



SIZE Inch	Pcs./ Carton	WEIGHT gms	Vol. Cbm.
1½	32	670	0.018
2	32	760	0.021
2½	24	930	0.020
3	24	970	0.023

Art - 249
Baby Vice Swivel Base

Pin Type



SIZE Inch	Pcs./ Carton	WEIGHT gms	Vol. Cbm.
1½	24	1120	0.04
2	20	1200	0.037
2½	20	1250	0.037
3	16	1420	0.038

Art - 239
Baby Vice

Deluxe



SIZE Inch	SIZE Inch
	1½
	2
	2½
	3

Art - 262
Baby Bench Vice




SIZE Inch	Pcs./ Carton	WEIGHT gms	Vol. Cbm.
1	60	350	0.032

Art - 263
Hand Vice

Malleable



SIZE Inch	Pcs./ Carton	WEIGHT gms	Vol. Cbm.
3	120	180	0.021
4	80	250	0.019
5	48	440	0.021
6	40	580	0.022
8	20	980	0.025




Art - 264
Wood Working Vice



SIZE Inch	Pcs./ Carton	WEIGHT Kg.	Vol. Cbm.
6	12	1.9	0.026
8	8	3.1	0.022
9	4	5.2	0.025
10	4	5.6	0.031
12	2	8	0.042

Art - 270
Steel Vice

Offset



SIZE Inch	Pcs./ Carton	WEIGHT Kg.	Vol. Cbm.
3	1	10	0.02
5	1	15	0.024
6	1	17	0.028

Art - 219
Bench Vice


Swivel Base



SIZE Inch	Pcs./ Carton	WEIGHT Kg.	Vol. Cbm.
3	2	6.7	0.02
4	1	12	0.014
5	1	17	0.022
6	1	20.7	0.026

Art - 218
Bench Vice


Fix Base



SIZE Inch	Pcs./ Carton	WEIGHT Kg.	Vol. Cbm.
2½	8	3.18	0.029
3	4	6	0.028
3½	4	6.7	0.039
4	2	10.6	0.026
4½	2	11.2	0.032
5	1	14.2	0.016
6	1	19.7	0.019

Art - 221
Steel Vice

Fix Base



SIZE Inch	Pcs./ Carton	WEIGHT Kg.	Vol. Cbm.
3	6	3.6	0.023
4	4	5.5	0.024
5	2	9.3	0.021
6	1	11.4	0.011

Art - 220
Steel Vice

Swivel Base



SIZE Inch	Pcs./ Carton	WEIGHT Kg.	Vol. Cbm.
3	6	4.1	0.033
4	4	6.2	0.033
5	2	10.7	0.026
6	1	12.3	0.012

Art - 284
Iron Level



SIZE
Inch

6	16
8	18
10	24
12	30
	36

Art - 285
Plumbob with Brass Nipple



SIZE
gms.

100	500
200	600
300	800
400	1000



Art - 330
Plastic Tap Rule



SIZE
Meter

1
2
3
5

Art - 331
Fleximesur



SIZE
Meter

2
3

Art - 335
Snap Off Blade Cutter



Used for Cutting Plastics,
Paper, Wall Paper etc.

Art - 274
Carpenter Try Square



SIZE
Inch

6
8
10
12

Art - 275
Engineering Try Square



SIZE
Inch

2	6
2½	8
3	10
4	12

Art - 276
Scale

Carbon Steel



SIZE
Inch

6
12
24

Art - 277
Depth Gauge



SIZE Inch
6
12

Art - 283
Bevel Square



SIZE Inch
6
8
10
12


Art - 273
Brass Vernier



SIZE mm
50
75
100



Art - 241
Micrometer



SIZE mm
0-10
0-15
0-20
0-25

Art - 269
Vernier Caliper



SIZE mm
150
200
250
300

Art - 240
Spring Caliper



SIZE Inch
6
8
10
12

Art - 205 T-Socket Spanners



SIZE mm	Length L mm	Dia D mm	Tommy Bar Dia x "L" mm	Wt gms	Pcs./Carton
7	220	11	6 x 160	120	200
8	220	12.5	7 x 160	140	200
9	220	13.5	7 x 160	150	180
10	230	14.5	8 x 175	160	150
11	230	15.5	8 x 175	160	150
12	240	17.2	8 x 175	175	150
13	245	18.8	8 x 175	250	100
14	250	19.9	9 x 195	310	80
15	255	21.5	9 x 195	325	80
16	260	23	10 x 215	460	60
17	265	24	10 x 215	460	60
18	270	25	11 x 240	550	50
19	275	26	11 x 240	550	50

Art - 233 Tubular Box Spanners



SIZE mm	Tommy Bar Dia x "L" mm	WEIGHT gms	Pcs./Carton
6 x 7	6	20	1000
8 x 9	6	40	500
10 x 11	8	60	400
12 x 13	8	80	300
14 x 15	8	120	200
14 x 17	10	155	150
16 x 17	10	160	150
17 x 19	10	175	150
18 x 19	10	250	150
19 x 22	11	220	100
20 x 21	10	300	100
22 x 23	11	550	80
24 x 27	12	350	60
27 x 32	14	500	50
30 x 32	14	515	50

Also available in Sets



Art - 237 Socket Spanners

SIZE mm	SAE	WEIGHT gms	Pcs./Carton
8	5/16	60	400
9	3/8	60	400
10	13/32	60	400
11	7/16	60	400
12	-	60	400
13	1/2	66	400
14	9/16	66	400
15	19/32	66	400
16	5/8	66	400
17	11/16	70	400
18	-	70	400
19	3/4	80	300
20	25/32	100	250
21	13/16	100	250
22	7/8	120	200
23	-	120	200
24	15/16	136	200
25	1"	170	150
26	-	170	150
27	1.1/16	190	125
28	-	200	125
29	1.1/8	213	125
30	1.3/16	227	100
31	-	227	100
32	1.1/4	230	100



Art - 214 Socket Spanners

SIZE mm	SAE	WEIGHT gms	Pcs./Carton
19	3/4	220	125
22	7/8	230	100
24	15/16	240	100
25	1"	250	100
27	1.1/16	288	80
28	1.1/8	300	80
30	1.3/16	330	80
32	1.1/4	340	80
35	-	440	60
36	1.7/16	470	50
38	1.1/2	500	50
40	-	575	40
41	1.5/8	600	40
42	1.11/16	470	50
44	3/4	650	40
45	-	675	30
46	1.13/16	760	30
48	1.7/8	850	30
50	2"	1000	
55	2.3/16	1200	20
60	2.3/8	1500	20



Also available in Sets

Art - 314
Screw Driver

Flat Tip



Blade Dia mm	Blade Length mm
3	60, 100, 150
4.5	100, 125, 150, 200, 250, 300
6	100, 125, 150, 200, 250, 300
8	150, 200, 250, 300
9.5	200, 250, 300, 350, 400, 450

Art - 316
Screw Driver


Phillip Head



Blade Dia mm	Blade Length mm
3	60, 100, 150
4.5	100, 125, 150, 200, 250, 300
6	100, 125, 150, 200, 250, 300
8	150, 200, 250, 300
9.5	200, 250, 300, 350, 400, 450

Art - 315
Screw Driver

Electrician Pattern



Blade Dia mm	Blade Length mm
3	60, 100, 150
4.5	100, 125, 150, 200, 250, 300
6	100, 125, 150, 200, 250, 300

Art - 318
Tester with Neon Lamp



Art - 313
Screw Driver Kit

Available in 5 Blades, 7 Blades and 9 Blades with or without Neon Lamp with Varsity in Colours of Handle.
PACKING-KITROLL OR PLASTIC BOX.



Art - 231
Weeding Trowel Large



*with Plastic Handle,
Black Powder Coated*

Art - 231A
Weeding Trowel Small



*with Plastic Handle,
Black Powder Coated*

Art - 286
Cultivator Head

3 Prong



*with Plastic Handle,
Black Powder Coated*

Art - 232
Weeding Fork



*with Plastic Handle,
Black Powder Coated*

Art - 248
Weeder



*with Plastic Handle,
Black Powder Coated*

Art - 234
Garden Rake



SIZES
According to Teeth

8


10

12

14

Art - 287
Pruning Saw

Folding



Art - 288
Pruning Saw

Fix



Art - 230
Hedge Shear



with Wooden Handle

Art - 207
Shearing Pruner



PVC Coated Handle

SIZE
Inch
8"


Art - 295
Shearing Pruner



PVC Dip Coated

SIZE
Inch
8"

Art - 293
Garden Pruning Shear



Aluminium Handle
Red Powder Coated

SIZE
Inch
8"

Art - 294
Lady Pruner

Plastic Grip



SIZE
Inch
7"

Art - 289
Pruning Secateur

Rolcut Type



Drop Forged
PVC Dip Coated

SIZE
Inch
8"



Art - 714
Fruit Picker



SIZE
Inch
7"

Art - 296
Lopping Shear



Selected Carbon Steel Blades,
Neutral/Oxidised Finish, Plastic Sleeve

SIZE
Inch
24"

Art - 279
Unigrip Machine Vice



SIZE Inch	Pcs./ Carton	WEIGHT Kgs.	Vol. Cbm.
3	8	3	0.013
4	6	4.2	0.021
6	2	9	0.020

Art - 280
Drill Machine Vice



SIZE Inch	Pcs./ Carton	WEIGHT Kgs.	Vol. Cbm.
3	6	3.7	0.022
4	4	5.5	0.021
5	2	9	0.018
6	2	12	0.025

Art - 281
Drill Machine Vice

Tilting and Swivelling



SIZE	mm Inch	100 4	150 6	200 8
Length of Jaws	mm	100	150	200
Opening of Jaws	mm	100	150	200
Packing Per Carton	Pcs.	1	1	1
Weight	Kgs.	24	48	88

Art - 282
Milling Machine Vice


Swivel Base



SIZE Inch	Pcs./ Carton	WEIGHT Kgs.	Vol. Cbm.
4	4	14.5	0.032
6	1	35	0.021
8	1	65	0.038

Art - 301
Angle Lock Machine Vice

Swivel Base



SIZE	mm Inch	100 4	125 5	150 6	200 8
Length of Jaws	mm	100	125	150	200
Opening of Jaws	mm	100	110	140	190
Packing Per Carton	Pcs.	1	1	1	1
Weight	Kgs.	27	35	55	110

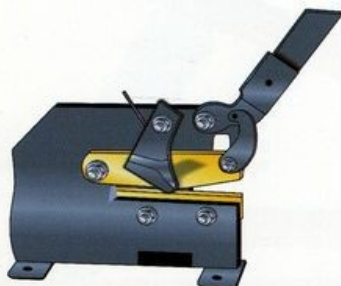
Art - 302
4-Jaw Independent Lathe Chuck

*Semi steel body with
hardened & ground scroll
& jaws*



SIZE mm	300	SIZE mm	12
100	350	4	14
150	400	6	16
200	450	8	18
250	500	10	20

Art - 304
Hand Lever Shearing Machine



*Available in all regular sizes.
Please ask for separate detailed catalogue.*

Art - 236
Drill Chuck - Key Type


*Semi steel body with
hardened & ground scroll
& jaws*



SIZE mm		SIZE Inch	
6	16	1/4	5/8
10	18	3/8	3/4
13	25	1/2	1

Art - 303
3-Jaw Self Centering Lathe Chuck

Includes set of reversible jaws



SIZE mm		SIZE Inch	
100	250	4	10
150	300	6	12
200	25	8	

Art - 422
8 Pocket Professional Style Split

Leather Nails & Tools Bag



- 8 Pocket Design Including
- Wide tunnel belt loop

Art - 405
10 Pocket Professional Style Split

Leather Carpenter Apron



Art - 424
Split Leather Two Pocket Nail Bag

Carpenter Apron



Art - 431
Fix Hammer Holder



Art - 431A
Revolving Hammer Holder



Art - 432
Hammer Holder



Art - 438
Canvas Tool Bags



SIZE
Inch

18"

24"

30"



Art - 350
Brass Pressure Stove**SIZES**1 Litre
2 Litre**Art - 351**
Brass Blow Lamp**SIZES**1 Pint
2 Pint**Art - 352**
Pressure Lanterns**SIZE**

250 cp to 500 cp

Art - 354
Brass Burner**Art - 359**
Pump Rod Complete**Art - 356**
M.S. Plated Top Ring**Art - 355**
M.S. Plated Inner Outer**Art - 358**
Stove Pin**Art - 357**
Spirit Cup**Art - 360**
Nipple Key & Valve Key**Art - 361**
M.S. Plated Flame Ring**Art - 353**
Brass Pump Valve